

TSR-3269



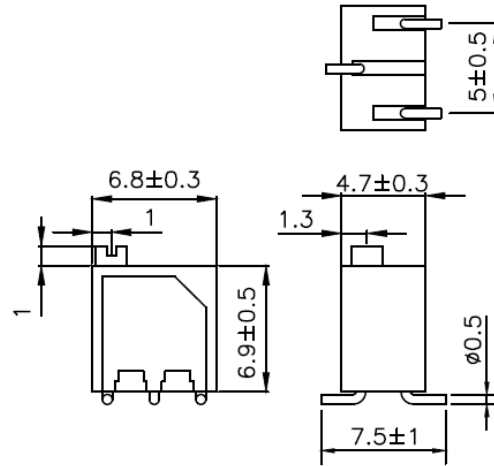
Electrical Characteristics	
Standard Resistance Range	10Ω - 5MΩ
Resistance Tolerance	±10% (100Ω ~ 1M) ; ±20% (R<100Ω, >1M)
Terminal Resistance	≤±1%R or 2Ω (whichever is larger)
Contact Resistance Variation	(CRV)≤±3%R or 3Ω (whichever is larger)
Insulation Resistance	≥1GΩ(100V AC)
Withstand Voltage	600VAC
Effective Travel	12 ±2 turns

Environmental Characteristics	
Power Rating	0.25W(70°C) 0W(125°C)
Temperature Range	-55°C ~ +125°C
Temperature Coefficient	±250ppm/°C
Temperature Variation (-55°C/30min,+125°C/30min, 5 cycles)	ΔR≤2%R.ΔUab/Uac≤2%R
Vibration (10-500Hz, 0.75mm, 6h)	ΔR≤±1%R ΔUab/Uac≤±2%R
Collision (390m/s ² ,4000cycles)	ΔR≤±1%R
Climate Category (IEC68-2-2)	ΔR≤±(5%R+0.1 Ω)
Load Life (0.25W, 70°C)	ΔR≤±(5%R+0.1 Ω), CRV≤±3%R or 5 Ω
Rotational Life (200 cycles)	ΔR≤±(10%R+0.5Ω), CRV≤±3% or 5Ω
Steady Damp Heat (IEC68-2-3, Ca, 96h)	ΔR≤±(5%R+0.1 Ω)

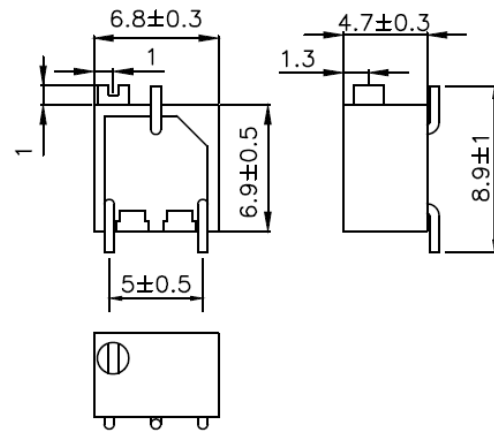
Physical Characteristics	
Starting Torque	≤35mN·m
Standard Packaging	TSR-3269W: 50pcs, per tube TSR-3269P: 50pcs, per tube
Soldering Characteristics	Suit for Hand Welding and Wave Flow Solder

Common Dimensions

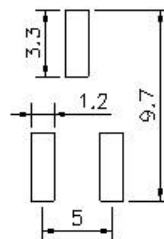
TSR-3269W



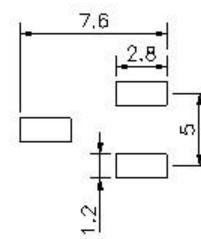
TSR-3269P



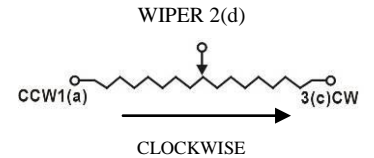
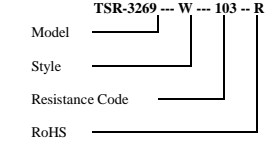
RECOMMENDED PCB LAYOUT- "P"



RECOMMENDED PCB LAYOUT- "W & X"



How to Order



Tolerance is ±0.25 if no identification

Resistance Table

Resistance(Ohms)	Resistance Code
10	100
20	200
50	500
100	101
150	151
200	201
250	251
300	301
470	471
500	501
680	681
1,000	102
1,500	152
2,000	202
2,200	222
2,500	252
3,000	302
4,700	472
5,000	502
6,800	682
10,000	103
15,000	153
20,000	203
22,000	223
25,000	253
30,000	303
33,000	333
47,000	473
50,000	503
68,000	683
100,000	104
150,000	154
200,000	204
220,000	224
250,000	254
300,000	304
330,000	334
470,000	474
500,000	504
680,000	684
1,000,000	105
2,000,000	205
2,200,000	225
5,000,000	505

Special resistances available.

Note: Specification are subject to change without notice. For more detail and update, please visit our website.