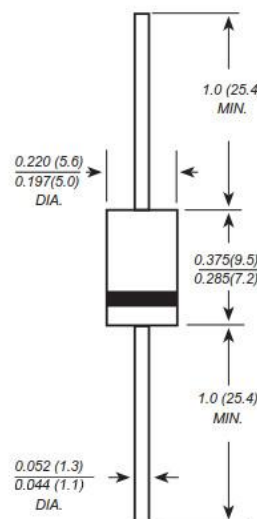


**1N5400 THRU 1N5408****GENERAL PURPOSE SILICON RECTIFIER****VOLTAGE RANGE 50 to 1000 Volts    FORWARD CURRENT 3.0 Ampere****FEATURES**

- ◆ The plastic package carries Underwriters Laboratory Flammability Classification 94V-0
- ◆ Construction utilizes void-free molded plastic technique
- ◆ Low reverse leakage
- ◆ High forward surge current capability
- ◆ High temperature soldering guaranteed: 250°C/10 seconds, 0.375" (9.5mm) lead length, 5 lbs. (2.3kg) tension

**Mechanical Data**

- ◆ Case: JEDEC DO-201AD molded plastic body
- ◆ Terminals: Plated axial leads, solderable per MIL-STD-750, Method 2026
- ◆ Polarity: Color band denotes cathode end
- ◆ Mounting position: Any
- ◆ Weight: 0.04 ounce, 1.10 grams

**DO-27****Dimensions in inches and (millimeters)****MAXIMUM RATINGS AND ELECTRICAL CHARACTERISTICS****Rating at 25°C ambient temperature unless otherwise specified.****Single phase, half wave, 60Hz, resistive or inductive load. For capacitive load, derate current by 20%**

PARAMETER	SYMBOL	1N 5400	1N 5401	1N 5402	1N 5403	1N 5404	1N 5405	1N 5406	1N 5407	1N 5408	UNIT
Maximum Repetitive Peak Reverse Voltage	$V_{RRM}$	50	100	200	300	400	500	600	800	1000	Volts
Maximum RMS Voltage	$V_{RMS}$	35	70	140	210	280	350	420	560	700	Volts
Maximum DC Blocking Voltage	$V_{DC}$	50	100	200	300	400	500	600	800	1000	Volts
Maximum Average Forward Rectified Current 0.375"(9.5mm) lead length at $T_A=75^\circ\text{C}$	$I_{(AV)}$	3.0									Amps
Peak Forward Surge Current 8.3ms single half sine-wave superimposed on rated load (JEDEC Method)	$I_{FSM}$	100									Amps
Maximum Instantaneous Forward Voltage at 3.0A	$V_F$	1.2									Volts
Maximum DC Reverse Current at rated DC Blocking Voltage	$T_A = 25^\circ\text{C}$	10.0									uA
	$T_A = 100^\circ\text{C}$	250.0									
Typical Junction Capacitance (NOTE 1)	$C_J$	30.0									pF
Typical Thermal Resistance (NOTE 2)	$R_{\theta JA}$	20.0									°C/W
Operating junction and storage temperature range	$T_J, T_{STG}$	-55 to +150									°C

Note: 1. Measured at 1MHz and applied reverse voltage of 4.0V D.C.

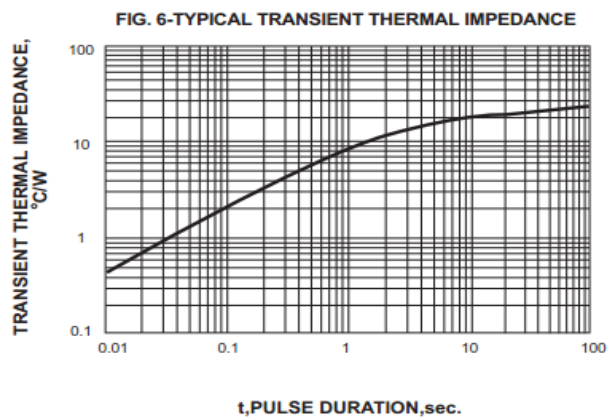
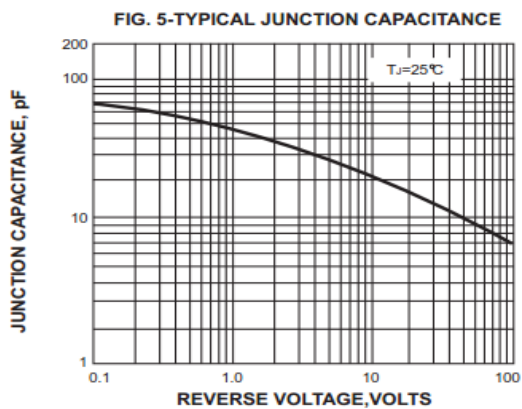
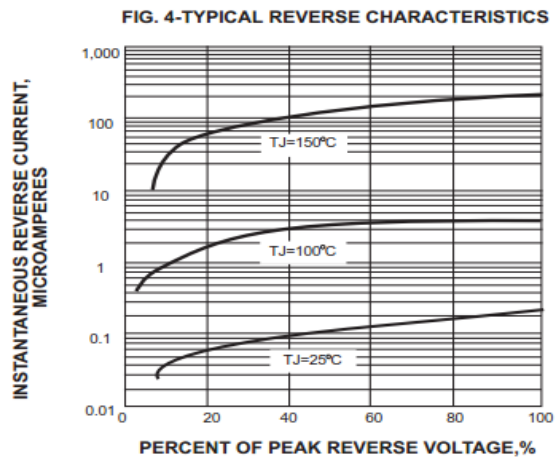
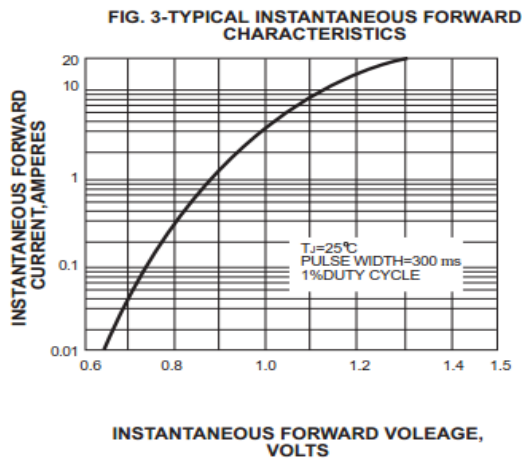
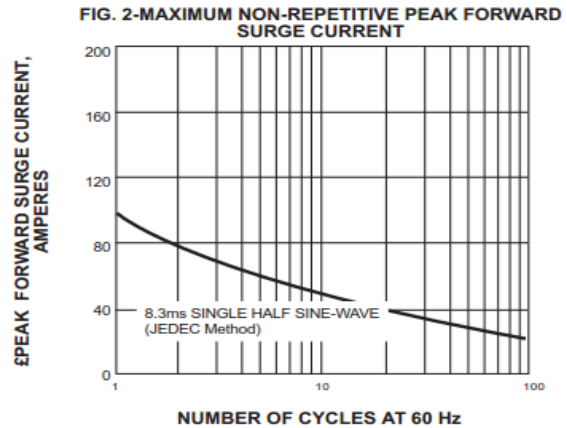
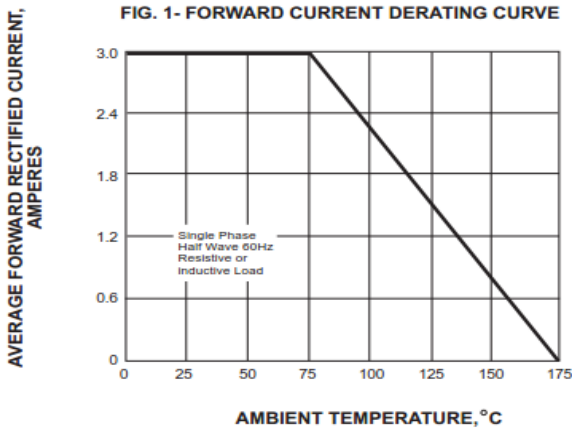
2. Thermal Resistance from Junction to Ambient at 0.375"(9.5mm) lead length, P.C.B. mounted

# 1N5400 THRU 1N5408

GENERAL PURPOSE SILICON RECTIFIER

VOLTAGE RANGE 50 to 1000 Volts CURRENT 3.0 Ampere

## RATING AND CHARACTERISTIC CURVES 1N5400 THRU 1N5408



Note: Specifications are subject to change without notice. For more detail and update, please visit our website.