

Trimmer Potentiometer-6mm Ceramic

Suntan®

DISCONTINUED

TSR-655



玻璃釉微調電位器

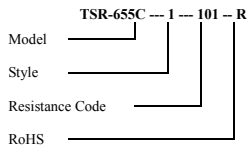
- 6mm Round/ Single-Turn/ Cermet Industrial/ Open Frame
- Cross slot adjustment options
- Horizontal and vertical mounting styles
- Dust resistant/ splash resistant covers
- PC board stand-offs and retention feature
- Front and top adjust styles

Electrical Characteristics	
Standard Resistance Range	100Ω to 1meg ohm (see standard resistance table)
Resistance Tolerance	±20% (TK±25%)
Adjustment Angle	240° ± 20°
Residual Resistance	≤500Ω, 10Ω>500Ω, 2% (TK≤1KΩ, 2KΩ>1KΩ, 5%)

Environmental Characteristics	
Power Rating Max	100V
Working Voltage	100V
70°C	0.3Watt (TK0.1Watt)
Temperature Range	-30°C to +85°C (TK -10°C to +70°C)
Temperature Coefficient	±250ppm/°C (TK±1000 ppm/°C)
Rotational Life	±10% (TK±15%)
Load Life	500 hours 0.3Watt 70°C ±5% (TK 240 hours 0.1Watt 50°C +5%/20%)

Physical Characteristics	
Torque (Operating)	30~300gf. Cm
Stop Strength	0.5kgf. cm
Soldering Conditions	240°C to 260°C And within 3 seconds
Marking	Resistance Code
Standard Packing	500 PCS Per bag
Aqueous cleaning not recommended	

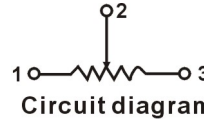
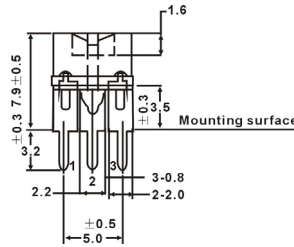
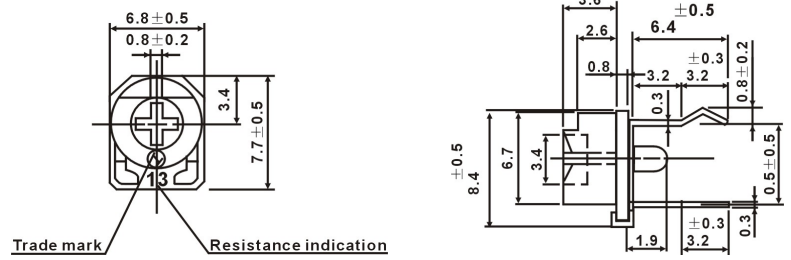
How to Order



Standard Resistance table

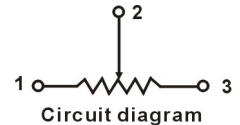
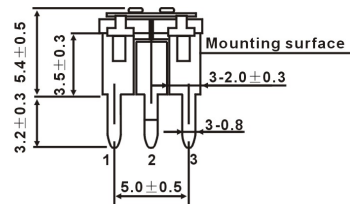
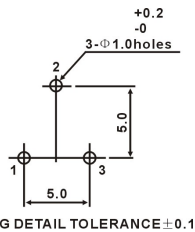
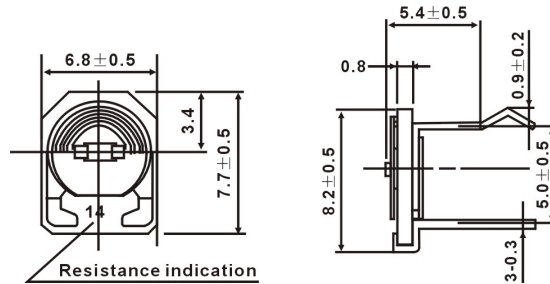
Resistance(Ohms)	Resistance Code
100	101
220	221
500	501
1,000	102
2,200	222
10,000	103
220,000	224
1,000,000	105

TSR-655C-1

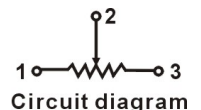
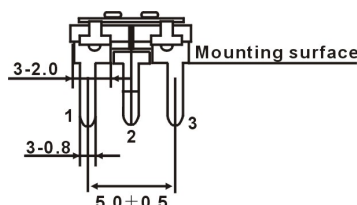
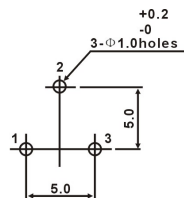
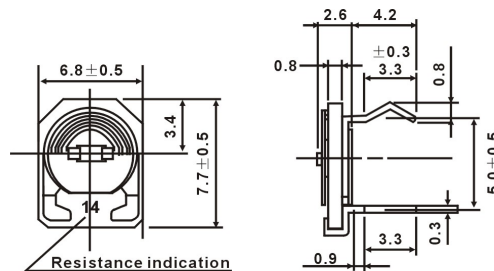


MOUNTING DETAIL TOLERANCE ±0.1

TSR-655M-1



TSR-655M-S



MOUNTING DETAIL TOLERANCE ±0.1

Note: Specification are subject to change without notice. For more detail and update, please visit our website.