

GBPC25005W THRU GBPC2510W

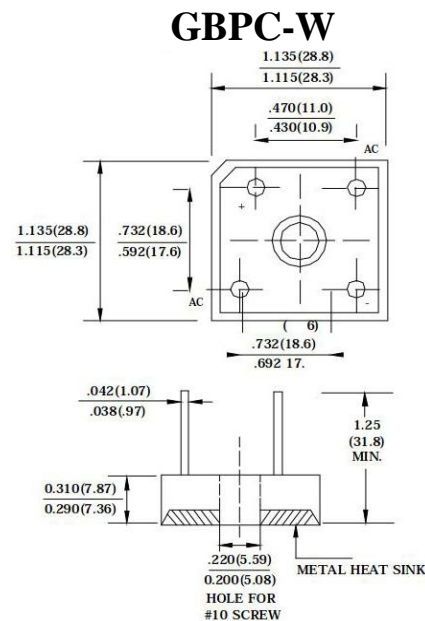
SINGLE-PHASE BRIDGE RECTIFIER GLASS PASSIVATED BRIDGE RECTIFIERS
 REVERSE VOLTAGE 50 to 1000 Volts FORWARD CURRENT 25 Ampere

FEATURES

- ◆ Rating to 1000V PRV.
- ◆ High efficiency.
- ◆ Glass passivated chip junction.
- ◆ Electrically isolated metal case for maximum heat dissipation.
- ◆ The plastic material has UL flammability classification 94V-0.
- ◆ Electrically isolated base-2500 Volts

Mechanical Data

- ◆ Case : Molded plastic with Heatsink internally mounted in the bridge encapsulation.
- ◆ Polarity: As marked on Body.
- ◆ Mounting : Hole for # 10 screw.
- ◆ Weight :0.47 ounces , 13.4 grams (wire).



Dimensions in inches and (millimeters)

MAXIMUM RATINGS AND ELECTRICAL CHARACTERISTICS

Rating at 25°C ambient temperature unless otherwise specified.

Single phase, half wave, 60Hz, resistive or inductive load. For capacitive load, derate current by 20%

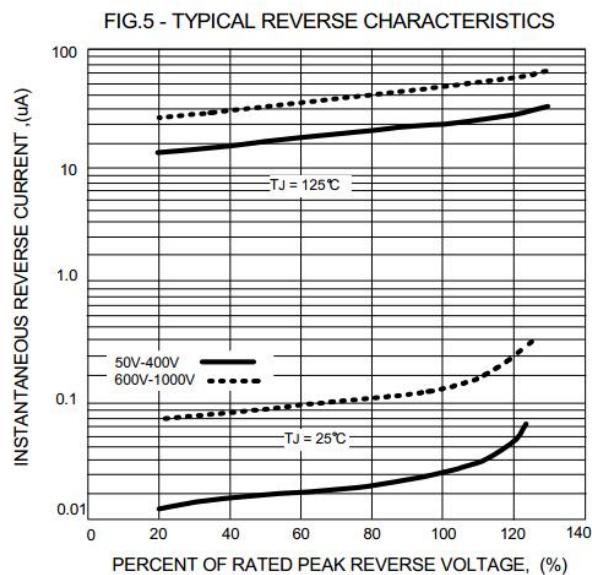
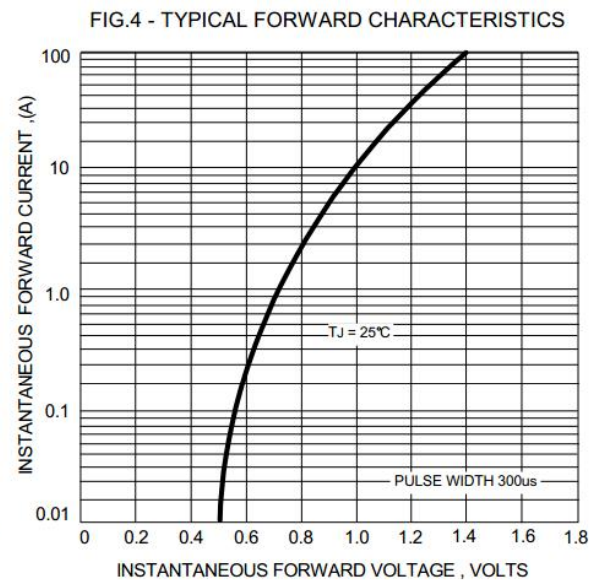
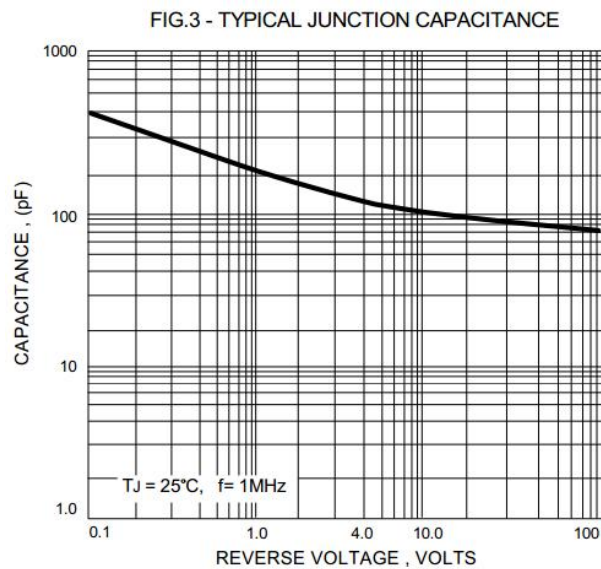
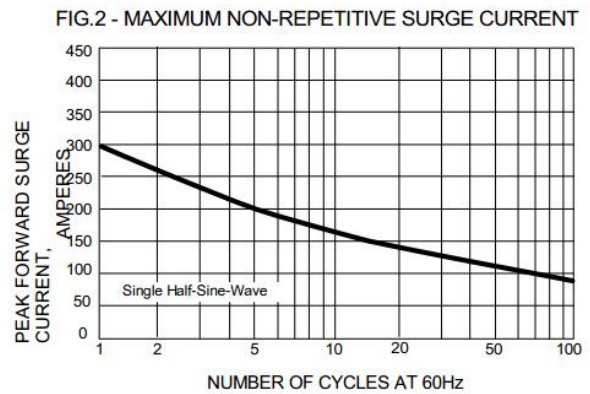
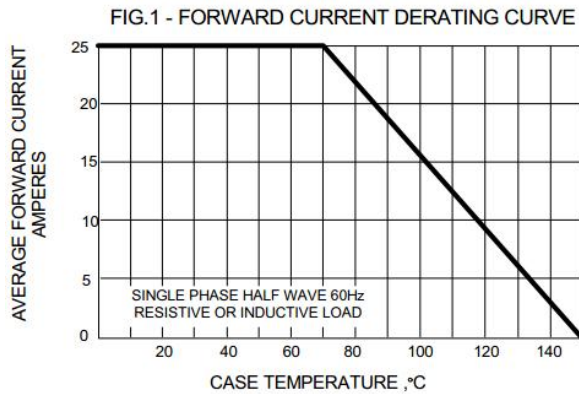
PARAMETER	SYMBOL	GBPC 25005W	GBPC 2501W	GBPC 2502W	GBPC 2504W	GBPC 2506W	GBPC 2508W	GBPC 2510W	UNIT
Maximum Recurrent Peak Reverse Voltage	V_{RRM}	50	100	200	400	600	800	1000	V
Maximum RMS Voltage	V_{RMS}	35	70	140	280	420	560	700	V
Maximum DC Blocking Voltage	V_{DC}	50	100	200	400	600	800	1000	V
Maximum Average Forward(with heatsink Note 2) Rectified Current @ $T_C=110^\circ\text{C}$ (without heatsink)	$I_{(AV)}$	25.0							A
Peak Forward Surge Current 8.3ms single half sine-wave superimposed on rated load	I_{FSM}	300							A
Maximum forward Voltage at 12.5A DC	V_F	1.1							V
Maximum DC Reverse Current @ $T_J=25^\circ\text{C}$ at Rated DC Blocking voltage @ $T_J=125^\circ\text{C}$	I_R	500							μA
I^2t Rating for fusing($t<8.3\text{ms}$)	I^2t	508							A^2S
Typical Junction Capacitance per element(Note 1)	C_J	130							pF
Typical Thermal Resistance (Note 2)	$R_{\theta JC}$	1.9							$^\circ\text{C}/\text{W}$
Operating Temperature Range	T_J	-55 to +150							$^\circ\text{C}$
Storage Temperature Range	T_{STG}	-55 to +150							$^\circ\text{C}$

- Note:** 1. Measured at non-repetitive, for greater than 1ms and less than 8.3ms.
 2. Measured at 1.0M Hz and applied reversed voltage of 4.0 VDC.
 3. Device mounted on 300mm x 300mm x 1.6mm Cu Plate Heatsink.

GBPC25005W THRU GBPC2510W

SINGLE-PHASE BRIDGE RECTIFIER GLASS PASSIVATED BRIDGE RECTIFIER
 REVERSE VOLTAGE 50 to 1000 Volts FORWARD CURRENT 25 Ampere

RATING AND CHARACTERISTIC CURVES GBPC25005W THRU GBPC2510W



Note: Specifications are subject to change without notice. For more detail and update, please visit our website.