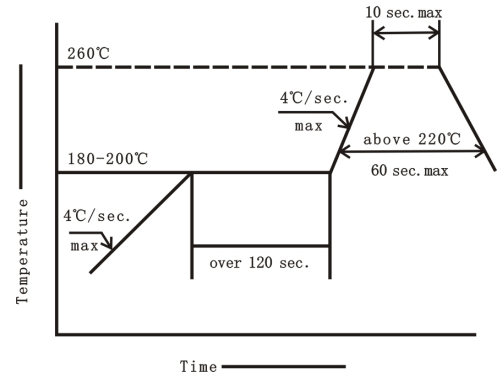


SMD TYPE LED

SMT Reflow Soldering Instructions

1. Reflow soldering should not be done more than two times.
2. When soldering, do not put stress on the LEDs during heating.



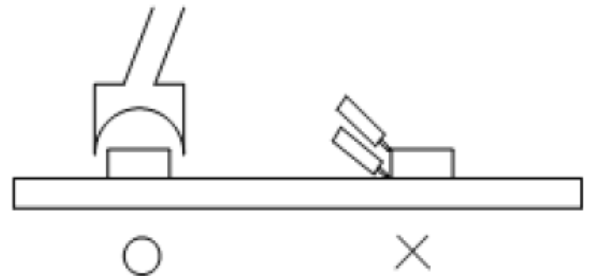
Soldering iron

1. When hand soldering, the temperature of the iron must less than 300°C for 3 seconds
2. The hand solder should be done only one times

Repairing

Repair should not be done after the LEDs have been soldered.

When repairing is unavoidable, a double-head soldering iron should be used (as below figure). It should be confirmed beforehand whether the characteristics of LEDs will or will not be damaged by repairing.

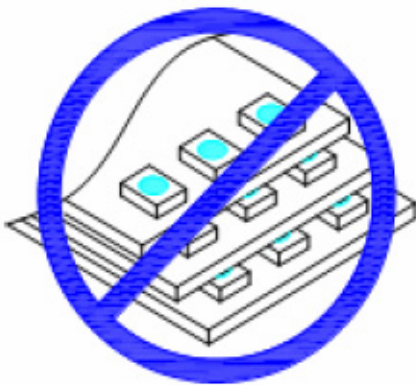


Cautions

The encapsulated material of the LEDs is silicone. Therefore the LEDs have a soft surface on the top of package. The pressure to the top surface will be influence to the reliability of the LEDs. Precautions should be taken to avoid the strong pressure on the encapsulated part. So when use the picking up nozzle, the pressure on the silicone resin should be proper.

Handling Precautions

1. Do not stack together assembled PCBs containing LEDs. Impact may scratch the silicone lens or damage.
2. Not available in the situation of acidity for PH.



Note: Specification are subject to change without notice. For more detail and update, please visit our website.