

1N5391 THRU 1N5399

GENERAL PURPOSE SILICON RECTIFIER

Reverse Voltage - 50 to 1000 Volts Forward Current - 1.5Amperes

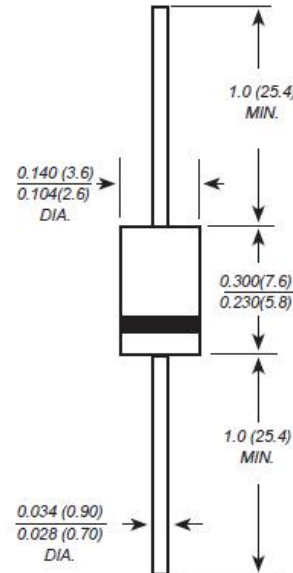
FEATURES

- ◆ The plastic package carries Underwriters Laboratory Flammability Classification 94V-0
- ◆ Construction utilizes void-free molded plastic technique
- ◆ Low reverse leakage
- ◆ High forward surge current capability
- ◆ High temperature soldering guaranteed:
250°C/10 seconds, 0.375"(9.5mm) lead length,
5 lbs. (2.3kg) tension

Mechanical Data

- ◆ Case: JEDEC DO-15 molded plastic body
- ◆ Terminals: Plated axial leads, solderable per MIL-STD-750, Method 2026
- ◆ Polarity: Color band denotes cathode end
- ◆ Mounting position: Any
- ◆ Weight: 0.014 ounce, 0.40 grams

DO-15



Dimensions in inches and (millimeters)

MAXIMUM RATINGS AND ELECTRICAL CHARACTERISTICS

Rating at 25°C ambient temperature unless otherwise specified.

Single phase, half wave, 60Hz, resistive or inductive load. For capacitive load, derate current by 20%

PARAMETER	SYMBOL	1N 5391	1N 5392	1N 5393	1N 5394	1N 5395	1N 5396	1N 5397	1N 5398	1N 5399	UNIT
Maximum Repetitive Peak Reverse Voltage	V _{RRM}	50	100	200	300	400	500	600	800	1000	VOLTS
Maximum RMS Voltage	V _{RMS}	35	70	140	210	280	350	420	560	700	VOLTS
Maximum DC Blocking Voltage	V _{DC}	50	100	200	300	400	500	600	800	1000	VOLTS
Maximum average forward rectified current 0.375"(9.5mm) lead length at T _A =75°C	I _(AV)	1.5									Amp
Peak Forward Surge Current 8.3ms single half sine-wave superimposed on rated load (JEDEC Method)	I _{FSM}	50.0									Amps
Maximum instantaneous forward voltage at 1.0A	V _F	1.4									VOLTS
Maximum DC Reverse Current T _A = 25°C at Rated DC blocking voltage T _A = 100°C	I _R	5.0 100.0									uA
Typical Junction Capacitance (Note 1)	C _J	20.0									pF
Typical Thermal Resistance (Note 2)	R _{θJA}	50.0									°C/W
Operating junction and storage temperature range	T _J ,T _{STG}	-65 to +150									°C

Note: 1. Measured at 1MHz and applied reverse voltage of 4.0V D.C.

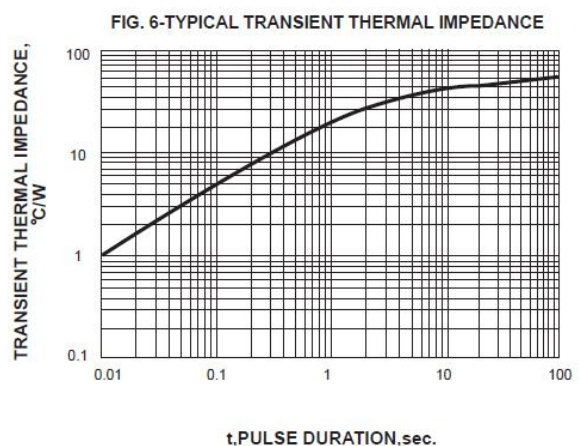
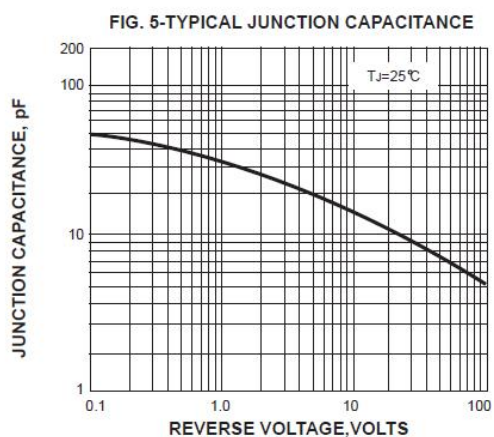
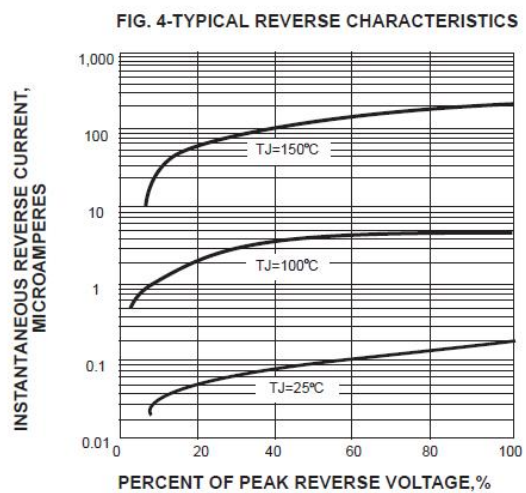
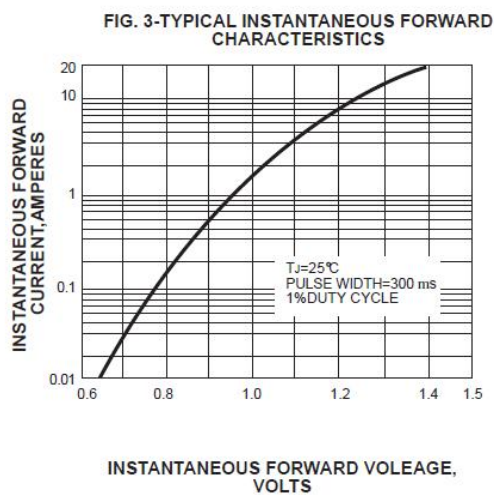
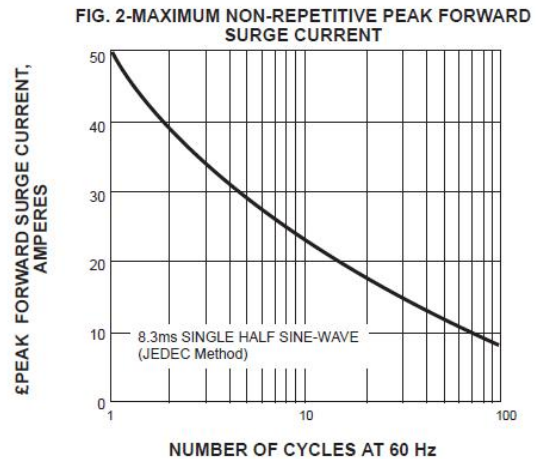
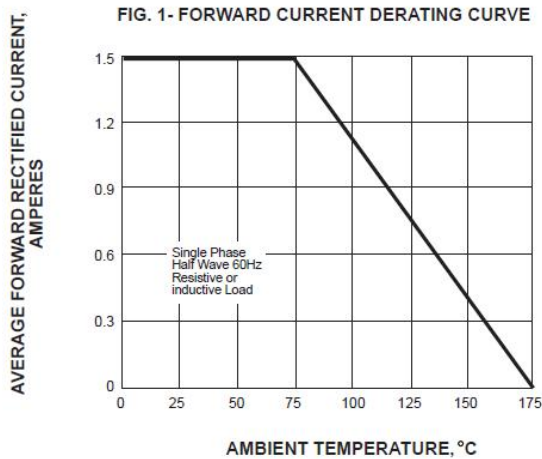
2. Thermal resistance from junction to ambient at 0.375"(9.5mm)lead length, P.C.B. mounted

1N5391 THRU 1N5399

GENERAL PURPOSE SILICON RECTIFIER

Reverse Voltage - 50 to 1000 Volts Forward Current - 1.5Amperes

RATING AND CHARACTERISTIC CURVES 1N5391 THRU 1N5399



Note: Specifications are subject to change without notice. For more detail and update, please visit our website.