

1N5400 THRU 1N5408

GENERAL PURPOSE SILICON RECTIFIER

VOLTAGE RANGE 50 to 1000 Volts FORWARD CURRENT 3.0 Ampere

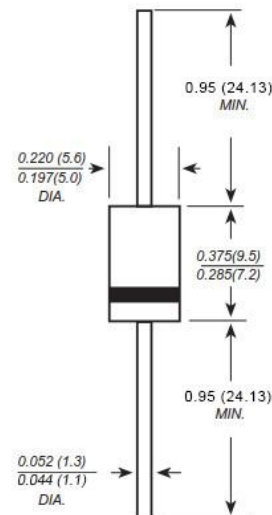
FEATURES

- ◆ The plastic package carries Underwriters Laboratory Flammability Classification 94V-0
- ◆ Construction utilizes void-free molded plastic technique
- ◆ Low reverse leakage
- ◆ High forward surge current capability
- ◆ High temperature soldering guaranteed: 250°C/10 seconds, 0.375" (9.5mm) lead length, 5 lbs. (2.3kg) tension

Mechanical Data

- ◆ Case: JEDEC DO-201AD molded plastic body
- ◆ Terminals: Plated axial leads, solderable per MIL-STD-750, Method 2026
- ◆ Polarity: Color band denotes cathode end
- ◆ Mounting position: Any
- ◆ Weight: 0.04 ounce, 1.10 grams

DO-27



Dimensions in inches and (millimeters)

MAXIMUM RATINGS AND ELECTRICAL CHARACTERISTICS

Rating at 25°C ambient temperature unless otherwise specified.

Single phase, half wave, 60Hz, resistive or inductive load. For capacitive load, derate current by 20%

PARAMETER	SYMBOL	1N 5400	1N 5401	1N 5402	1N 5403	1N 5404	1N 5405	1N 5406	1N 5407	1N 5408	UNIT
Maximum Repetitive Peak Reverse Voltage	V_{RRM}	50	100	200	300	400	500	600	800	1000	Volts
Maximum RMS Voltage	V_{RMS}	35	70	140	210	280	350	420	560	700	Volts
Maximum DC Blocking Voltage	V_{DC}	50	100	200	300	400	500	600	800	1000	Volts
Maximum Average Forward Rectified Current 0.375"(9.5mm) lead length at $T_A=75^\circ\text{C}$	$I_{(AV)}$	3.0									Amps
Peak Forward Surge Current 8.3ms single half sine-wave superimposed on rated load (JEDEC Method)	I_{FSM}	100									Amps
Maximum Instantaneous Forward Voltage at 3.0A	V_F	1.2									Volts
Maximum DC Reverse Current at rated DC Blocking Voltage	$T_A = 25^\circ\text{C}$	10.0									uA
	$T_A = 100^\circ\text{C}$	250.0									
Typical Junction Capacitance (NOTE 1)	C_J	30.0									pF
Typical Thermal Resistance (NOTE 2)	$R_{\theta JA}$	20.0									°C/W
Operating junction and storage temperature range	T_J, T_{STG}	-55 to +150									°C

Note: 1. Measured at 1MHz and applied reverse voltage of 4.0V D.C.

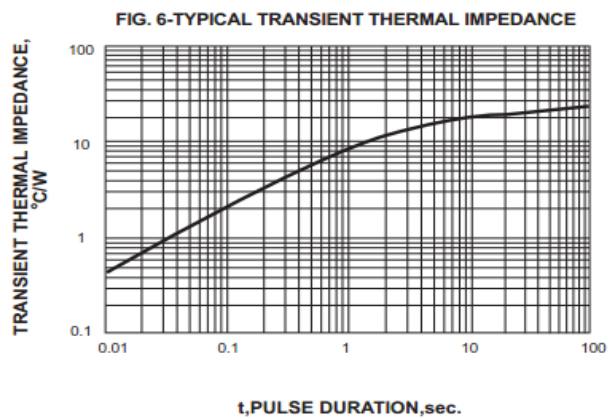
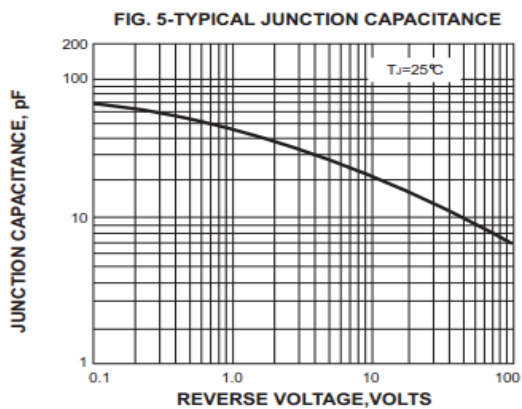
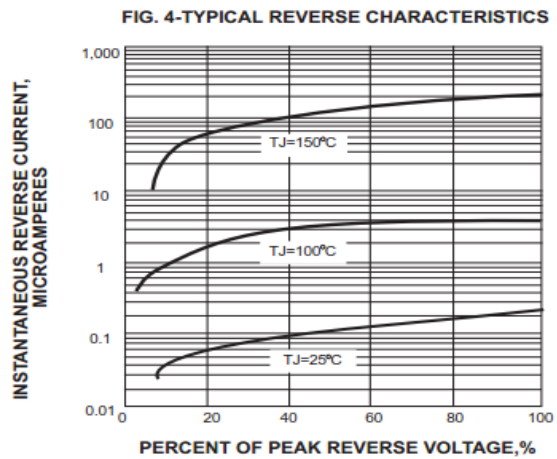
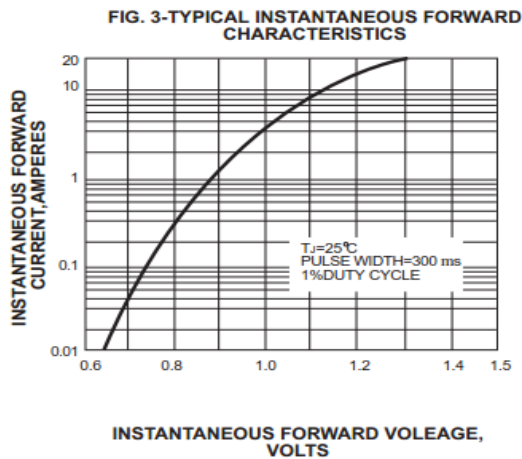
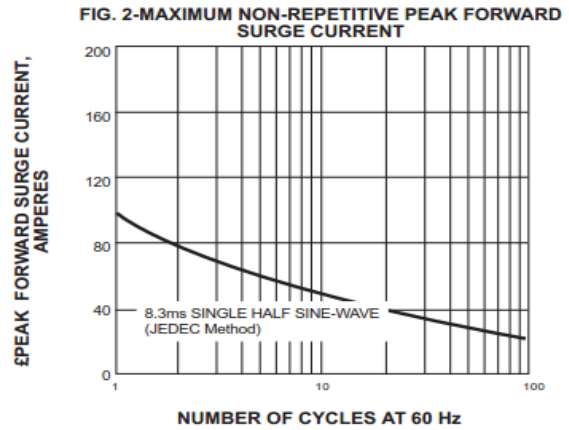
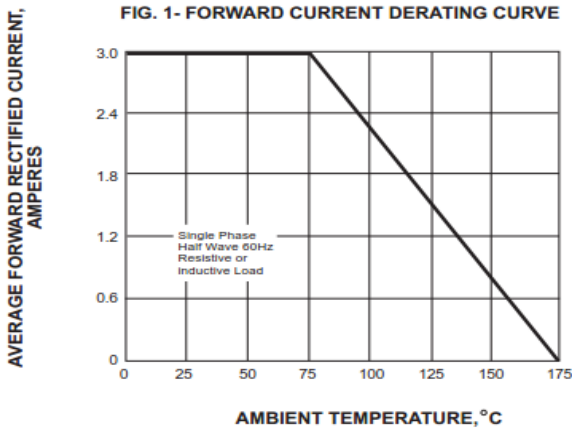
2. Thermal Resistance from Junction to Ambient at 0.375"(9.5mm) lead length, P.C.B. mounted

1N5400 THRU 1N5408

GENERAL PURPOSE SILICON RECTIFIER

VOLTAGE RANGE 50 to 1000 Volts CURRENT 3.0 Ampere

RATING AND CHARACTERISTIC CURVES 1N5400 THRU 1N5408



Note: Specifications are subject to change without notice. For more detail and update, please visit our website.