

## 1N5391 THRU 1N5399

## GENERAL PURPOSE SILICON RECTIFIER

Reverse Voltage - 50 to 1000 Volts    Forward Current - 1.5Amperes

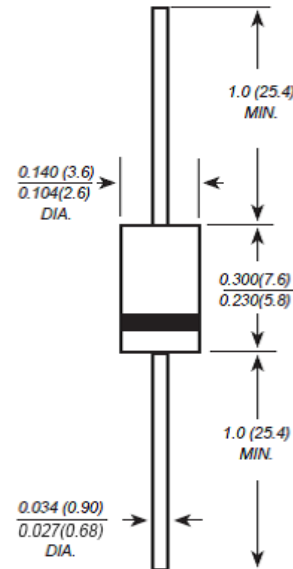
## FEATURES

- ◆ The plastic package carries Underwriters Laboratory Flammability Classification 94V-0
- ◆ Construction utilizes void-free molded plastic technique
- ◆ Low reverse leakage
- ◆ High forward surge current capability
- ◆ High temperature soldering guaranteed:  
250°C/10 seconds, 0.375"(9.5mm) lead length,  
5 lbs. (2.3kg) tension

## Mechanical Data

- ◆ Case: JEDEC DO-15 molded plastic body
- ◆ Terminals: Plated axial leads, solderable per MIL-STD-750, Method 2026
- ◆ Polarity: Color band denotes cathode end
- ◆ Mounting position: Any
- ◆ Weight: 0.014 ounce, 0.40 grams

## DO-15



Dimensions in inches and (millimeters)

## MAXIMUM RATINGS AND ELECTRICAL CHARACTERISTICS

Rating at 25°C ambient temperature unless otherwise specified.

Single phase, half wave, 60Hz, resistive or inductive load. For capacitive load, derate current by 20%

PARAMETER	SYMBOL	1N 5391	1N 5392	1N 5393	1N 5394	1N 5395	1N 5396	1N 5397	1N 5398	1N 5399	UNIT
Maximum Repetitive Peak Reverse Voltage	$V_{RRM}$	50	100	200	300	400	500	600	800	1000	VOLTS
Maximum RMS Voltage	$V_{RMS}$	35	70	140	210	280	350	420	560	700	VOLTS
Maximum DC Blocking Voltage	$V_{DC}$	50	100	200	300	400	500	600	800	1000	VOLTS
Maximum average forward rectified current 0.375"(9.5mm) lead length at $T_A=75^\circ\text{C}$	$I_{(AV)}$	1.5									Amp
Peak Forward Surge Current 8.3ms single half sine-wave superimposed on rated load (JEDEC Method)	$I_{FSM}$	50.0									Amps
Maximum instantaneous forward voltage at 1.0A	$V_F$	1.4									VOLTS
Maximum DC Reverse Current $T_A=25^\circ\text{C}$ at Rated DC blocking voltage $T_A=100^\circ\text{C}$	$I_R$	5.0 100.0									uA
Typical Junction Capacitance (Note 1)	$C_J$	20.0									pF
Typical Thermal Resistance (Note 2)	$R_{\theta JA}$	50.0									°C/W
Operating junction and storage temperature range	$T_J, T_{STG}$	-65 to +150									°C

Note: 1. Measured at 1MHz and applied reverse voltage of 4.0V D.C.

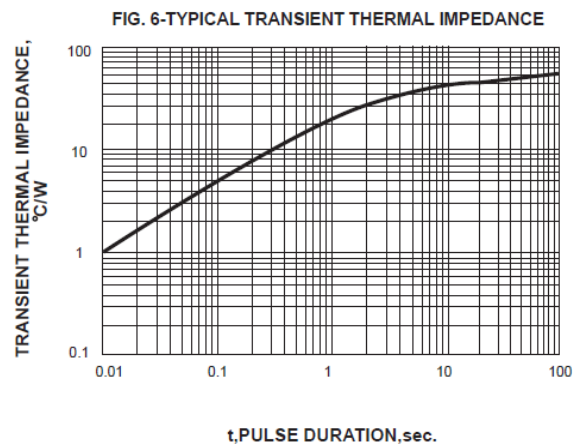
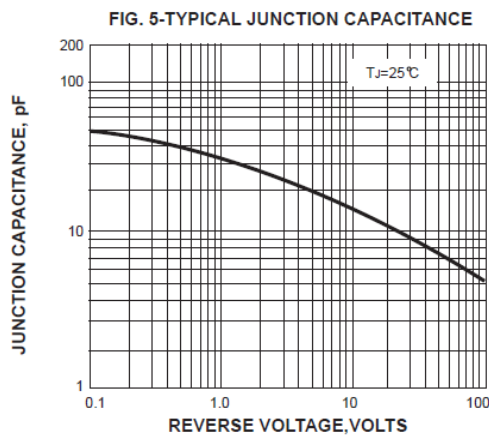
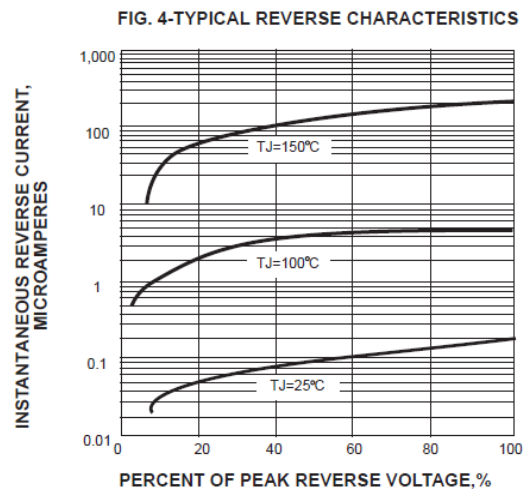
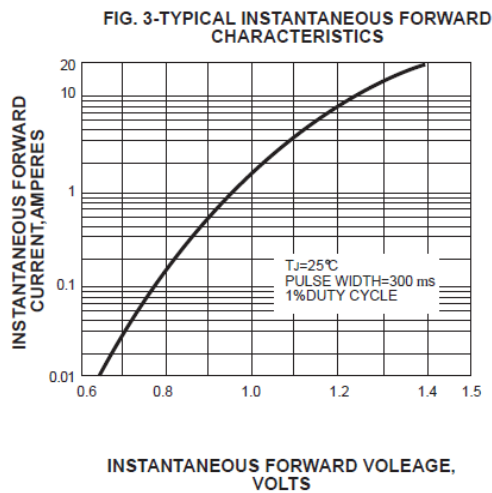
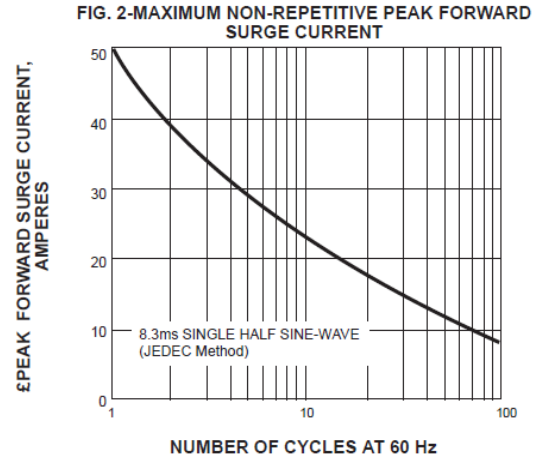
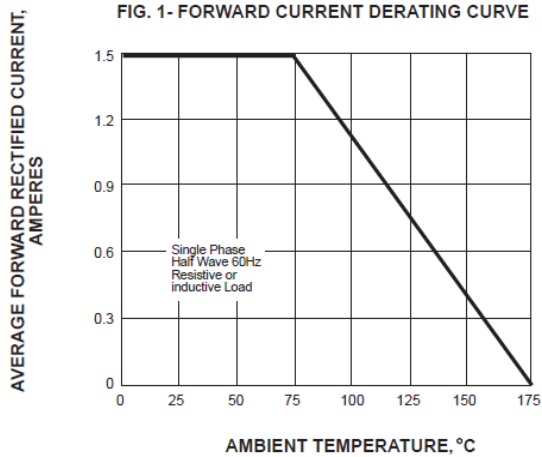
2. Thermal resistance from junction to ambient at 0.375"(9.5mm)lead length, P.C.B. mounted

# 1N5391 THRU 1N5399

## GENERAL PURPOSE SILICON RECTIFIER

Reverse Voltage - 50 to 1000 Volts Forward Current - 1.5Amperes

### RATING AND CHARACTERISTIC CURVES 1N5391 THRU 1N5399



Note: Specifications are subject to change without notice. For more detail and update, please visit our website.